

Philippine Coconut Authority
Consolidated Quarterly Report on Government Projects/Programs/Activities
For CY 2020
As of 30 June 2020

COMMISSION ON AUDIT
Annex B
SEP 08 2020

Agency / Address	Project / Program / Activity name	Location	Total Cost (2013 to 2020)	Date Started	No. of Extensions	Target Completion Date	Project Status		Remarks
							% of Completion	Total Cost Incurred to Date	
PCA	Accelerated Coconut Planting and Replanting Program	Nationwide	4,548,871,049	2013		Continuing program	90%	3,618,401,810	90% accomplishment vs. target
PCA	Coconut Fertilization Project	Nationwide	1,984,145,429	2013		Continuing program	94%	1,622,214,395	93.88% accomplished vs. target
PCA	KEDP - Coconut Intercropping Project	Nationwide	861,003,509	2013		Continuing program	88.30% for intercropping 99.86% for livestock	763,838,173	
PCA	KEDP - Community/Household-level Coconut Processing Project	Nationwide	976,451,886	2013		Continuing program	85%	863,828,146	
PCA	KEDP - Coconut-Coffee-Based Enterprise Development Project	Regions IVB, V, VII, VIII, IX, X & XII	336,000,000	2013		2020	98%	315,483,011	
PCA	KEDP - Coconut-Cacao Enterprise Development Project	Regions IVB, V, IX, X & XII	176,325,000	2014		2019	100%	174,559,971	100% accomplished last 3rd Quarter CY 2016
PCA	Coconut Agro-Industrial Hub Project	Nationwide	823,885,000	2014		2021	35%	265,131,032	6/17 hubs
PCA	Smallholders Oil Palm Plantation Development Project	Regions IVB, VII, & Mindanao	302,038,350	2014		Continuing program	71%	215,928,337	
PCA	Coconut Scale Insect Emergency Action Program		340,345,000	2015		2020	71%	242,153,681	
PCA	Yolanda Recovery and Rehabilitation Program	Regions VI, VII & VIII	2,868,690,000	2013		2020	CTDU - 100% Planting - 127% Fertilization - 45% Intercropping - 110%	2,473,780,000	
PCA	Rehabilitation of Typhoon Pablo Affected Areas in Davao	Region XI	155,804,480	2014		2020	CTDU - 100% Pablo Modified PCPP - 100% CSDP Pablo Fund 2015 Reprog. 2019 - 26% delivery CSDP Pablo Reprog. Fund 2016 - 100% IPM - 100% Fertilization Pablo 2015 Reprog. 2019 - for award to 2nd LCB	84,183,892	26% delivery & planting of seedlings; delivery was suspended due to COVID-19 For award to the LCB (25,661 bags of MNF)

Philippine Coconut Authority
Consolidated Quarterly Report on Government Projects/Programs/Activities
For CY 2020
As of 30 June 2020

Annex B


Agency / Address	Project / Program / Activity name	Location	Total Cost (2013 to 2020)	Date Started	No. of Extensions	Target Completion Date	Project Status		Remarks
							% of Completion	Total Cost Incurred to Date	
PCA	Integrated Pest Management Program	Regions IVA, IX, XI, XIII & XIV	375,000,000	2015		2020	94%	353,791,997	
PCA	Seed Farm Development Project	Nationwide	17,462,657	2018		Continuing program	36%	5,609,847	% completion is based on the area planted (ha.)
PCA	Coconut Hybridization Project	Region V, VII, IX, XI & XII	413,877,319	2018		Continuing program	68%	270,282,989	68% accomplishment for hybrid production (2018-1st Semester 2020) vs. target (1,093,043 hybrids produced vs. 1,608,910 target production from 2018-1st Semester 2020)


Prepared by:


Certified Correct by:

Recommending for Approval:


Approved by:



LEA ANNA D. CUARTO
Manager
Corporate Planning Service


EDUARDO F. SUAREZ
Manager
Finance Department


ROEL M. ROSALES
Deputy Administrator
Operations Branch


ERLENE C. MANOHAR
Deputy Administrator
Research & Development Branch


WALTER M. PARTOSA
Deputy Administrator
Administrative & Finance Branch


BENJAMIN B. MADRIGAL, JR.
Administrator