



Republic of the Philippines
PHILIPPINE COCONUT AUTHORITY
Diliman, Quezon City

FINANCIAL STATEMENTS
For the Period Ending September 30, 2015

- Statement of Financial Position
- Statement of Financial Performance
- Schedule of Income
- Schedule of Expenses





REPUBLIC OF THE PHILIPPINES
OFFICE OF THE PRESIDENTIAL ASSISTANT
FOR FOOD SECURITY AND AGRICULTURAL MODERNIZATION
PHILIPPINE COCONUT AUTHORITY

Elliptical Road, Diliman, Quezon City Tel. Nos. 928-4501 to 09
P.O. Box 3386, Manila TIN: 000724616
www.pca.da.gov.ph



STATEMENT OF FINANCIAL POSITION

As of September 30, 2015

(With Corresponding Figures for September 30, 2014)

(In Philippine Peso)

ASSETS		2015		2014
Current assets				
Cash	P	2,663,823,236	P	4,668,581,125
Receivables - net		5,338,904,878		500,495,492
Inventories		225,952,509		213,275,134
Prepayments		13,355,985		5,200,019
Other current assets		2,848,850		15,405,920
Total current assets		8,244,885,457		5,402,957,690
Non-current assets				
Investments		88,515		88,515
Property, plant and equipment, net		585,777,526		467,889,476
Other assets		719,830,293		719,443,169
Total non-current assets		1,305,696,335		1,187,421,160
TOTAL ASSETS	P	9,550,581,792	P	6,590,378,849
LIABILITIES AND EQUITY				
Current Liabilities				
Payable accounts	P	462,373,441	P	271,288,264
Inter-agency payables		85,114,774		95,351,914
Intra-agency payables		403,492,283		8,181,016
Other payables		75,498,334		72,481,702
Total current liabilities		1,026,478,833		447,302,896
Non - Current Liabilities				
Mortgage payable		-		1,117,440
Deferred credits		141,208,191		90,318,114
Total non - current liabilities		141,208,191		91,435,554
TOTAL LIABILITIES	P	1,167,687,024	P	538,738,450
EQUITY		8,382,894,768		6,051,640,400
TOTAL LIABILITIES AND EQUITY	P	9,550,581,792	P	6,590,378,849

Certified Correct:


Shirley L. Aquino
SHIRLEY L. AQUINO

Chief, Accounting Division

Noted:

Eduardo F. Suarez
EDUARDO F. SUAREZ

OIC-Manager, Finance Department




REPUBLIC OF THE PHILIPPINES
OFFICE OF THE PRESIDENTIAL ASSISTANT
FOR FOOD SECURITY AND AGRICULTURAL MODERNIZATION
PHILIPPINE COCONUT AUTHORITY
Elliptical Road, Diliman, Quezon City Tel. Nos. 928-4501 to 09
P.O. Box 3386, Manila TIN: 000724616
www.pca.da.gov.ph



STATEMENT OF FINANCIAL PERFORMANCE
For the Year Ended September 30, 2015
(With Corresponding Figures for September 30, 2014)
(In Philippine Peso)


	2015	2014
INCOME		
Fees, permits and licenses	273,040,001	171,652,796
Service	22,925,459	22,652,039
Business	23,215,055	20,655,339
Other general income	169,636	76,387
Other income	10,130,072	40,453,664
Total income	329,480,224	255,490,225
EXPENSES		
Personal services	166,981,528	507,786,080
Maintenance and other operating expenses	1,291,936,439	1,107,613,954
Financial Expenses	228,549	325,194
Total expenses	1,459,146,516	1,615,725,229
LOSS FROM OPERATIONS	1,129,666,293	1,360,235,004
SUBSIDY FROM THE NATIONAL GOVERNMENT	2,911,117,000	1,351,760,402
INCOME AFTER SUBSIDY FROM NATIONAL GOVERNMENT	1,781,450,707	(8,474,602)

Certified Correct:


SHIRLEY L. AQUINO
Chief, Accounting Division

Noted:


EDUARDO F. SUAREZ
OIC-Manager, Finance Department




REPUBLIC OF THE PHILIPPINES
OFFICE OF THE PRESIDENTIAL ASSISTANT
FOR FOOD SECURITY AND AGRICULTURAL MODERNIZATION
PHILIPPINE COCONUT AUTHORITY

Elliptical Road, Diliman, Quezon City Tel. Nos. 928-4501 to 09
P.O. Box 3386, Manila TIN: 000724616
www.pca.da.gov.ph



SCHEDULE OF INCOME
For the Year Ended September 30, 2015
(With Corresponding Figures for September 30, 2014)
(In Philippine Peso)

Particulars	2015	2014
GENERAL AND SERVICE INCOME		
Fees, permits and licenses		
Permit (PCA) fee	170,891,383	93,892,453
Transport permit fee	21,666,400	16,840,285
Chainsaw registration fee	14,479,595	3,657,050
Cutting permit fee	13,665,586	8,567,970
Filing processing fee	1,739,939	1,638,670
Seedling supplier registration fee	70,500	16,250
Interest and surcharges on PCA fee	41,000,284	24,674,352
Surcharges on chainsaw registration fee	759,452	229,714
Inspection fees	4,869,024	7,368,254
Moisture Meter Fees	1,080,394	143,819
Registration Fees	-	10,107,381
Laboratory Analysis Fees	90,230	892,152
Certificate, Licenses and Processing Fees	24,600	9,500
Fines and Penalties	11,174	340,716
Export Processing Fee	211,916	23,040
Other Fees	2,479,525	3,251,191
Total Fees, permits and licenses	273,040,001	171,652,796
Service Income		
Other Service Income		
Sale of Copra	5,602,186	7,632,368
Sale of Coco-by-products	656,340	993,970
Sale of Coco Seedlings	1,501,867	222,004
Sale of Intercrops	158,770	117,140
Sale of Coco Seednuts	900,257	1,703,064
Analysis Fee-PTAL	1,954,000	623,515
Filing/Certification Fees	1,608,640	654,190
Seednuts Replacement	8,818,800	8,864,900
Other Fines and Penalties	1,723,999	1,649,152
Others	-	191,737
Total Service Income	22,925,459	22,652,039
Other General and Service Income		
Proceeds from Confiscated/Seized Goods	-	3,322
Reproduction/Xerox Services	55,650	33,501
Dormitory Services	113,986	35,164
Income from Sale of Books	-	4,400
Total Other General and Service Income	169,636.08	76,387
TOTAL GENERAL AND SERVICE INCOME	296,135,096	194,381,222
BUSINESS INCOME		
Rent/Lease Income	23,215,055	20,655,339
	23,215,055	20,655,339
OTHER INCOME		
Income from Grants and Donations	895,700	33,828,254
Interest Income	8,048,248	6,573,845
Gain on Foreign Exchange	4	2
Gain on Sale of Assets	1,186,120	51,563
	10,130,072	40,453,664
TOTAL INCOME	329,480,224	255,490,225



REPUBLIC OF THE PHILIPPINES
OFFICE OF THE PRESIDENTIAL ASSISTANT
FOR FOOD SECURITY AND AGRICULTURAL MODERNIZATION
PHILIPPINE COCONUT AUTHORITY

Elliptical Road, Diliman, Quezon City Tel. Nos. 928-4501 to 09
P.O. Box 3386, Manila TIN: 000724616
www.pca.da.gov.ph



SCHEDULE OF EXPENSES
For the Year Ended September 30, 2015
(With Corresponding Figures for September 30, 2014)
(In Philippine Peso)

Particulars	2015	2014
Personal services		
Salaries and wages	116,723,201	155,136,426
Other Compensation		
Personnel economic relief allowance (PERA)	8,501,720	8,322,041
Representation allowance (RA)	4,390,911	4,213,544
Transportation allowance (TA)	2,311,647	2,226,122
Clothing/Uniform Allowance	2,320,000	2,288,275
Productivity Incentive Bonus (PIB)	100,000	-
Performance Bonus	858,880	
Hazard Pay	-	3,302
Honorarium	5,697	4,800
Longevity pay	148,619	175,881
Overtime and night pay	1,237,099	1,521,703
Cash gift	1,165,000	1,142,500
Year-end bonus	6,321,996	6,134,393
Incentives - E.O. 366	344,032	165,438,363
Total other compensation	27,705,600	191,470,924
Personnel benefit contributions		
Life and retirement insurance contributions	13,353,636	12,905,685
Pag-IBIG contributions	407,700	401,853
Philhealth contributions	1,098,862	1,033,375
ECC contributions	409,229	403,865
Total personnel benefit contributions	15,269,427	14,744,778
Other personnel benefits		
Vacation and sick leave benefits	6,495,348	146,028,852
Counsel allowance	6,000	16,800
Loyalty award	325,000	240,000
Per diem of directors	402,600	135,800
Performance-Based Bonus (PBB)	40,000	-
Others	14,352	12,500
Total other personnel benefits	7,283,300	146,433,952
Total Personal Services	166,981,528	507,786,080

Particulars	2015	2014
Maintenance and other operating expenses (MOOE)		
Traveling expenses		
Local	27,305,528	26,735,088
Foreign	-	90,676
Total traveling expenses	27,305,528	26,825,764
Training and scholarship	9,376,979	9,395,265
Supplies expense		
Office supplies	6,819,722	10,011,882
Medical, dental and laboratory expense	1,663,352	879,190
Gasoline, oil and lubricants	48,671,328	46,659,130
Agricultural and marine supplies	691,116,488	592,523,946
Accountable forms	94,140	174,790
Other supplies	9,960,179	12,711,860
Total supplies expense	758,325,209	662,960,798
Utility expense		
Water	2,242,355	2,309,096
Electricity	13,835,898	13,689,463
Fuel	-	685
Total utility expense	16,078,253	15,999,244
Communication expense		
Postage and deliveries	1,154,052	1,357,680
Telephone/Mobile	4,883,166	4,799,867
Internet	752,434	705,709
Cable, satellite, telegraph and radio	4,860	2,520
Total communication expense	6,794,512	6,865,776
Awards, prizes and other claims	282,800	393,400
Advertising, promotional and marketing expense	475,938	391,977
Printing expense	383,378	389,814
Rent/lease expense	8,902,530	6,262,687
Representation expense	107,904	200,178
Transportation expense	14,737,570	17,573,702
Subscription expense	229,442	199,602
Professional services		
Legal services	600	2,400
Auditing services	1,184,982	725,626
Consultancy services	352,400	715,000
General/janitorial services	258,817,899	144,910,143
Security services	14,247,252	21,394,202
Other professional services	115,320,051	140,653,844
Total professional services	389,923,185	308,401,215
Repairs and maintenance		

Particulars	2015	2014
Buildings and other structures	6,939,836	2,123,549
Other structures	229,263	248,556
Office equipment	471,150	402,351
Furniture and fixtures	-	38,318
IT equipment	201,336	138,054
Machinery	120	15,285
Agricultural and marine equipment	142,151	105,545
Medical, dental and laboratory equipment	96,300	51,543
Other machinery and equipment	74,437	72,660
Land transport equipment	3,584,968	3,273,921
Other property, plant and equipment	7,408	181,672
Total repairs and maintenance	11,746,969	6,651,452
Extraordinary and miscellaneous expense		
Extraordinary expense	403,116	997,708
Miscellaneous expense	8,674	13,273
Total extraordinary & miscellaneous expenses	411,790	1,010,981
Donation	16,262,200	5,968,819
Taxes, duties and premiums		
Taxes, duties and licenses	4,108,658	17,226,908
Fidelity bond premiums	1,060,044	836,965
Building insurance	1,126,924	1,046,444
Equipment insurance	900	27,233
Vehicle insurance	868,407	1,064,478
Flood/typhoon insurance	85,582	-
Total taxes, duties and premiums	7,250,515	20,202,027
Non-cash expense		
Depreciation expense	16,577,454	12,567,037
Total non-cash expenses	16,577,454	12,567,037
Other MOOE		
Athletic and social events	1,704,516	1,445,658
Duplication costs	64,051	279,177
Meetings and conferences	2,119,490	1,382,554
Survey and research expenses	225,917	96,924
Others	2,650,309	2,149,901
Total Other MOOE	6,764,283	5,354,214
Total MOOE	1,291,936,439	1,107,613,954
Financial expenses		
Interest expense	102,142	241,621
Bank charges	700	83,327
Other financial charges	-	246
Documentary Stamp Expense	125,707	

Particulars	2015	2014
Total financial expenses	228,549	325,194
Total Expenses	1,459,146,516	1,615,725,229